

FLAMERITE FIRES
2019-20



MK Technika Grzewcza i Klimatyzacja

45-368 Opole, ul. Ozimska 53
tel. 77 453-14-14, 77 402-14-70, 77 402-14-71
fax 77 402-14-70, 77 402-14-71
e-mail: biuro@mk.net.pl
www.mk.net.pl



DESIGNED FOR LIVING

2019 -20



There are four attractive flame pictures featured in the Flamerite Fires range, which can be enjoyed with or without heat. Each of them are low energy LED as standard. Scan the QR code to view the video on our website.

www.flameritefires.com

Flamerite Fires Ltd, Greenhough Road, Lichfield, Staffordshire WS13 7AU
Tel: 01543 251122 | Fax: 01543 251133 | Email: info@flameritefires.com

These products are only suitable for well insulated spaces or occasional use.

Manufactured in the United Kingdom. All products are protected by patents, registered design and intellectual property rights. Flamerite Fires Ltd. will protect these rights. All specifications are correct at the time of publishing but are subject to change.

FLAMERITE FIRES
2019-20

20 YEARS A FAMILY RUN BUSINESS

Flamerite Fires was founded in 1999 in the historic city of Lichfield, carrying on a thirty-year family tradition of producing electric fires with outstanding design. Since then Flamerite Fires has led the way in changing the look and feel of what was a basic product, falling out of fashion, into a modern and stylish appliance, sought after by homemakers old and young for rooms of all kinds.

Over its 20 year history, Flamerite Fires has won numerous awards and gained a reputation for integrity, excellent customer service and support for the independent retail sector as well as for producing high quality, innovative electric fires, stoves and suites.

Now, with half a century's expertise in manufacturing electric fires and fireplaces, we proudly welcome a third generation into the family business, who remain committed to building good working relationships whilst being mindful of the need to protect the environment and striving for continuous improvement in everything Flamerite does.



Energy efficient LED fires



SMART eControl

Easy to use iOS & Android app with advanced features to control your fire.

OMNIGLIDE®

A tilting glass panel that enhances the flame picture creating infinity depth, encloses the fuel bed and conceals the heater.

RADIAFlame^{3D}

A strong and radiant flame image with a deep fuel reflection.

NITRAFlame^{3D}

A warm and lively flame image with a deep fuel reflection.

SOLARFlare^{3D}


A fully enhanced and rich projected flame image.

CinderWOOD

A log fuel effect featuring a realistic and internal radiant burn at the heart of your fire.

CONTENTS

Wall mounted fires	04-13
Wall mounted suites	14-19
Floor standing suites	20-33
Hearth inset fires, cast & stove	34-49
Specifications	50-51




DESIGNED FOR LIVING

Smart eControl app

Easy to use iOS & Android app with advanced features to control your fire.

- Thermostatically controlled heat
- Dimmable LED flame effect with flicker control
- Adaptive 7 day single event programmable heat timer






Silver Frame

04

GOTHAM 600

- Cinderwood log effect with radiant burn
- Thermostatically controlled 750W/1500W concealed fan heater
- OmniGlide 2 position front glass with dimmable LED flame effect
- iOS & Android app advanced features (download required)
- Manual keypad & optional Flamerite control tablet
- Frameless with optional silver or brass trim
- Inset wall mounted
- Visible burn area h:500 w:604




 OMNIGLIDE® **CinderWOOD** RADIAFlame³⁰

 essence
COOLING



GOTHAM 750

- Cinderwood log effect with radiant burn
- Thermostatically controlled 750W/1500W concealed fan heater
- OmniGlide 2 position front glass with dimmable LED flame effect
- iOS & Android app advanced features (download required)
- Manual keypad & optional Flamerite control tablet
- Frameless
- Inset wall mounted
- Visible burn area h:650 w:754



 OMNIGLIDE® **CinderWOOD** RADIAFlame³⁰

 essence
COOLING

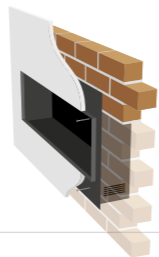
05



GOTHAM 900

- Cinderwood log effect with radiant burn
- Thermostatically controlled 750W/1500W concealed fan heater
- OmniGlide 2 position front glass with dimmable LED flame effect
- iOS & Android app advanced features (download required)
- Manual keypad & optional Flamerite control tablet
- Frameless with optional silver or brass trim
- Inset wall mounted
- Visible burn area h:280 w:904

Silver Frame




 OMNIGLIDE® **CinderWOOD** RADIAFlame^{3D}

 essence
COOLING



GOTHAM 1300

- Cinderwood log effect with radiant burn
- Thermostatically controlled 750W/1500W concealed fan heater
- OmniGlide 2 position front glass with dimmable LED flame effect
- iOS & Android app advanced features (download required)
- Manual keypad & optional Flamerite control tablet
- Frameless
- Inset wall mounted
- Visible burn area h:280 w:1304



 OMNIGLIDE® **CinderWOOD** RADIAFlame^{3D}

 essence
COOLING



08 OMNIGLIDE 600

- Cinderwood log effect with radiant burn
- Thermostatically controlled 750W/1500W concealed fan heater
- OmniGlide 2 position front glass with dimmable LED flame effect
- iOS & Android app advanced features (download required)
- Manual keypad & optional Flamerite control tablet
- Graphite fascia with optional brass or silver trim
- Inset wall mounted

Graphite frameless



OMNIGLIDE® CinderWOOD RADIAFlame³⁰

essence
COOLING



09 OMNIGLIDE 1300

- Cinderwood log effect with radiant burn
- Thermostatically controlled 750W/1500W concealed fan heater
- OmniGlide 2 position front glass with dimmable LED flame effect
- iOS & Android app advanced features (download required)
- Manual keypad & optional Flamerite control tablet
- Graphite fascia
- Inset wall mounted

OMNIGLIDE® CinderWOOD RADIAFlame³⁰

essence
COOLING



10 OMNIGLIDE 900

- Cinderwood log effect with radiant burn or white pebbles & glass beads fuel effect
- Thermostatically controlled 750W/1500W concealed fan heater
- OmniGlide 2 position front glass with dimmable LED flame effect
- iOS & Android app advanced features (download required)
- Manual keypad & optional Flamerite control tablet
- Fire fascia options: graphite, black or grey mirror
- Inset or hang on wall mounted

OmniGlide 900 grey mirror



11 VERADA

- Logs & embers
- Thermostatically controlled 1000W/2000W concealed fan heater
- OmniGlide 2 position front glass with dimmable LED flame effect
- iOS & Android app advanced features (download required)
- Manual keypad & optional Flamerite control tablet
- Fire fascia options: graphite, black or grey mirror
- Inset or flat wall mounted
- Available in 1000mm or 800mm widths

Verada 800 grey mirror





CORELLO

- White pebbles & glass beads as standard, logs & embers as a cost option
- Thermostatically controlled 1000W/2000W concealed fan heater
- Dimmable LED flame effect
- iOS & Android app advanced features (download required)
- Manual keypad & optional Flamerite control tablet
- Fire fascia options: black mirror or graphite
- Inset or flat wall mounted
- Available in 1000mm or 800mm widths



Graphite



BLAZER

- Cinderwood log effect with radiant burn
- Thermostatically controlled 750W/1500W concealed fan heater
- OmniGlide 2 position front glass with dimmable LED flame effect
- iOS & Android app advanced features (download required)
- Manual keypad & optional Flamerite control tablet
- Fire inner trim options: silver or brass
- Fire fascia options: grey mirror or black
- Inset wall mounted or inset hearth mounted



ATLANTA 4

- Cinderwood log effect with radiant burn
- Thermostatically controlled 750W/1500W concealed fan heater
- OmniGlide 2 position front glass with dimmable LED flame effect
- iOS & Android app advanced features (download required)
- Manual keypad & optional Flamerite control tablet
- Fire trim options: silver or brass
- Inset wall mounted



WALL MOUNTED & FLOOR STANDING SUITES

Our beautiful wall mounted suites are perfect if you are looking to save floor space, or like a sleek minimal look.

And Flamerite Fire's floor standing suites are available in both contemporary and traditional styles and will instantly transform your room, providing an eye-catching focal point.

With one of our four realistic flame pictures and your choice of fuel bed and finish on the surround, these are fires you can make your own and always enjoy coming home to.



ADOR

- White pebbles & glass beads as standard, logs & embers as a cost option
- Thermostatically controlled 1000W/2000W concealed fan heater
- iOS & Android app advanced features (download required)
- Manual keypad & optional Flamerite control tablet
- LED flame effect and downlights
- Smooth or a textured paint finish available in ivory cream, arctic white or pastel grey
- Install onto a flat wall
- h:610 w:1200 d:255



Available floor standing





Jaeger 600



Jaeger 1020 – comes with pebbles as standard, embers & logs as a cost option and features an open fronted fuel bed.



Jaeger 600 floor standing



Jaeger 1360

JAEGER

- Cinderwood log effect with radiant burn
- Thermostatically controlled 750W/1500W concealed fan heater*
- OmniGlide 2 position front glass with dimmable LED flame effect**
- iOS & Android app advanced features (download required)
- Manual keypad & optional Flamerite control tablet
- Smooth or a textured paint finish available in ivory cream, arctic white or pastel grey
- Install onto a flat wall or with semi inset option***
- 1360 h:550 w:1360 d:255
- 1020 h:625 w:1020 d:255
- 600 h:775 w:1100 d:250
- 600 Floor Standing h:925 w:1100 d:250



*Jaeger 1020 is 1000W/2000W. **OmniGlide is not available on the Jaeger 1020. ***Only the Jaeger 1360 is semi inset.



Luma 1360



Luma 900



18 **LUMA 1200**

- White pebbles & glass beads as standard, logs & embers as a cost option
- Thermostatically controlled 1000W/2000W concealed fan heater
- iOS & Android app advanced features (download required)
- Manual keypad & optional Flamerite control tablet
- LED flame effect and multi coloured downlights
- Smooth or a textured paint finish available in ivory cream, arctic white or pastel grey
- 3D bowl available 900 & 1200
- Install onto a flat wall
- Floor standing available (see Ador Suite p.15)
- 900 h:610 w:880 d:255
- 1200 h:610 w:1200 d:255
- 1360 h:555 w:1360 d:255





PAYTON

- Cinderwood log effect with radiant burn
- Thermostatically controlled 750W/1500W concealed fan heater
- OmniGlide 2 position front glass with dimmable LED flame effect
- iOS & Android app advanced features (download required)
- Manual keypad & optional Flamerite control tablet
- Frameless with optional silver or brass trim
- Smooth or a textured paint finish available in ivory cream (shown), arctic white or pastel grey
- Install onto a flat wall
- h:960 w:1200 d:350

OMNIGLIDE® CINDERWOOD RADIAFlame³⁰

essence
COOLING



GOTHAM 900

- Cinderwood log effect with radiant burn
- Thermostatically controlled 750W/1500W concealed fan heater
- OmniGlide 2 position front glass with dimmable LED flame effect
- iOS & Android app advanced features (download required)
- Manual keypad & optional Flamerite control tablet
- Frameless with optional silver or brass trim
- Available with kiln dried logs for log store
- Smooth or a textured paint finish available in ivory cream, arctic white (shown) or pastel grey
- Install onto a flat wall
- h:1105 w:1220 d:200

Silver frame



OMNIGLIDE® CINDERWOOD RADIAFlame³⁰

essence
COOLING



MAGELLAN

- Cinderwood log effect with radiant burn
- Thermostatically controlled 750W/1500W concealed fan heater
- OmniGlide 2 position front glass with dimmable LED flame effect
- iOS & Android app advanced features (download required)
- Manual keypad & optional Flamerite control tablet
- Smooth or a textured paint finish available in ivory cream (shown), arctic white or pastel grey
- Grey slate inner hearth
- Install onto a flat wall
- h:970 w:1100 d:305

OMNIGLIDE® CINDERWOOD RADIAFlame^{3D}

essence
COOLING



JUNAI

- Cinderwood log effect with radiant burn or white pebbles & glass beads fuel effect
- Thermostatically controlled 750W/1500W concealed fan heater
- OmniGlide 2 position front glass with dimmable LED flame effect
- iOS & Android app advanced features (download required)
- Manual keypad & optional Flamerite control tablet
- Fire fascia options: graphite, black mirror or grey mirror
- Smooth or a textured paint finish available in ivory cream (shown), arctic white or pastel grey
- Install onto a flat wall
- h:960 w:1500 d:350

OMNIGLIDE® CINDERWOOD RADIAFlame^{3D}

essence
COOLING



VOTARY

- Cinderwood log effect with radiant burn
- Thermostatically controlled 750W/1500W concealed fan heater
- OmniGlide 2 position front glass with dimmable LED flame effect
- iOS & Android app advanced features (download required)
- Manual keypad & optional Flamerite control tablet
- Fire outer trim options: silver or brass
- Smooth or a textured paint finish available in ivory cream (shown), arctic white or pastel grey
- Install onto a flat wall
- h:930 w:1200 d:350

OMNIGLIDE® CINDERWOOD RADIAFlame^{3D}

essence
COOLING



KAYDEN 1300/900

- Cinderwood log effect with radiant burn or white pebbles & glass beads fuel effect
- Thermostatically controlled 750W/1500W concealed fan heater
- OmniGlide 2 position front glass with dimmable LED flame effect
- iOS & Android app advanced features (download required)
- Manual keypad & optional Flamerite control tablet
- Smooth or a textured paint finish available in ivory cream (shown), arctic white or pastel grey
- Install onto a flat wall
- 1300 h:790 w:2000 d:350
- 900 h:790 w:1595 d:350

OMNIGLIDE® CINDERWOOD RADIAFlame^{3D}

essence
COOLING

Kayden 900



MERCIA / VALENTINO

MERCIA

- White pebbles as standard, logs & embers as a cost option
- Thermostatically controlled 1000W/2000W concealed fan heater
- Dimmable LED flame effect
- iOS & Android app advanced features (download required)
- Manual keypad & optional Flamerite control tablet
- Smooth or a textured paint finish available in ivory cream (shown), arctic white or pastel grey
- Install onto a flat wall
- h:890 w:1050 d:380



VALENTINO

- White pebbles as standard, logs & embers as a cost option
- Thermostatically controlled 1000W/2000W concealed fan heater
- Dimmable LED flame effect and multi coloured internal downlights
- iOS & Android app advanced features (download required)
- Manual keypad & optional Flamerite control tablet
- Smooth or a textured paint finish available in ivory cream, arctic white (shown) or pastel grey
- Install onto a flat wall
- h:980 w:1170 d:360



PRINCETON

- Cinderwood log effect with radiant burn
- Thermostatically controlled 750W/1500W concealed fan heater
- OmniGlide 2 position front glass with dimmable LED flame effect
- iOS & Android app advanced features (download required)
- Manual keypad & optional Flamerite control tablet
- Frameless with optional silver or brass trim
- Smooth or a textured paint finish available in ivory cream (shown), arctic white or pastel grey
- Install onto a flat wall
- h:1000 w:1140 d:300





28 MANHATTAN

- Cinderwood log effect with radiant burn
- Thermostatically controlled 750W/1500W concealed fan heater
- OmniGlide 2 position front glass with dimmable LED flame effect
- iOS & Android app advanced features (download required)
- Manual keypad & optional Flamerite control tablet
- Frameless with optional silver or brass trim
- Smooth or a textured paint finish available in ivory cream (shown), arctic white or pastel grey
- Install onto a flat wall
- h:1000 w:1140 d:300

 OMNIGLIDE® **CinderWOOD** RADIAFlame³⁰

 essence
COOLING



AUSTEN 54

- Log or coal fuel effect
- Thermostatically controlled 1000W/2000W concealed fan heater
- iOS & Android app advanced features (download required)
- Manual keypad & optional Flamerite control tablet
- Oak finish with a granite effect hearth
- Install onto a flat wall
- h:1160 w:1370 d:390

 RADIAFlame³⁰

 essence
COOLING

Tennyson Cast – see p.48





Bronte with Tennyson Cast – see p.48



BRONTE

- Cinderwood log effect with radiant burn*
- Thermostatically controlled 750W/1500W concealed fan heater
- OmniGlide 2 position front glass with dimmable LED flame effect
- iOS & Android app advanced features (download required)
- Manual keypad & optional Flamerite control tablet

Gotham 750 and Cast available with:

- Smooth or a textured paint finish available in ivory cream (shown), arctic white or pastel grey
- Install onto a flat wall
- 54" h:1170 w:1370 d:390
- 48" h:1110 w:1220 d:375**



*Cinderwood log effect is not available with Tennyson Cast – see page 48. **Bronte with Gotham 750 is not available in 48".



Bronte with Gotham 750

CORBEL WITH TENNYSON CAST

- Log or coal fuel effect
- Thermostatically controlled 1000W/2000W concealed fan heater
- iOS & Android app advanced features (download required)
- Manual keypad & optional Flamerite control tablet
- Smooth or a textured paint finish available in ivory cream, arctic white (shown) or pastel grey
- Install onto a flat wall
- 54" h:1170 w:1370 d:390
- 48" h:1135 w:1220 d:390



AUBADE WITH TENNYSON CAST

- Log or coal fuel effect
- Thermostatically controlled 1000W/2000W concealed fan heater
- iOS & Android app advanced features (download required)
- Manual keypad & optional Flamerite control tablet
- h:1135 w:1220 d:390
- Smooth or a textured paint finish available in ivory cream, arctic white or pastel grey (shown) with a granite effect hearth
- Install onto a flat wall



CORBEL WITH GOTHAM 750

- Cinderwood log effect with radiant burn
- Thermostatically controlled 750W/1500W concealed fan heater
- OmniGlide 2 position front glass with dimmable LED flame effect
- iOS & Android app advanced features (download required)
- Manual keypad & optional Flamerite control tablet
- Smooth or a textured paint finish available in ivory cream, arctic white (shown) or pastel grey
- Install onto a flat wall
- 54" h:1170 w:1370 d:390



AUBADE WITH OMNIGLIDE 600

- Cinderwood log effect with radiant burn
- Thermostatically controlled 750W/1500W concealed fan heater
- OmniGlide 2 position front glass with dimmable LED flame effect
- iOS & Android app advanced features
- Manual keypad & optional Flamerite control tablet
- Frameless with optional silver or brass trim
- h:1135 w:1220 d:390
- Smooth or a textured paint finish available in ivory cream, arctic white or pastel grey (shown) with a granite effect hearth
- Install onto a flat wall



HEARTH INSET FIRES, CAST & STOVE

If you already have a fireplace, or space you want to put a new fire into, then our range of hearth inset fires are for you.

Designs range from the totally traditional to the ultra-modern and will fit standard hearth openings. You can even opt for a stove if it suits your surroundings best. With a choice of fuel bed, finish and trim options you can tailor your fire to suit the style of your room.



ENNIO

- Cinderwood log effect with radiant burn or glowing coals
- Fire control options: iOS & Android app (download required), remote or high level switches
- Glass front (OmniGlide with app)
- Thermostatically controlled 750W/1500W concealed fan heater
- Fire trim options: silver, gun metal or brass
- Flat wall spacer available
- Hearth fire inset from 130mm

Cinderwood log effect
with gun metal trim



 OMNIGLIDE® **CinderWOOD** RADIAFlame³⁰

 essence
COOLING



36 RAYLIA

- Cinderwood log effect with radiant burn or glowing coals
- Fire control options: iOS & Android app (download required), remote or high level switches
- Glass front (OmniGlide with app)
- Thermostatically controlled 750W/1500W concealed fan heater
- Fire trim options: silver or brass
- Flat wall spacer available
- Hearth fire inset from 130mm

Brass



37 SOLACE

- Cinderwood log effect with radiant burn or glowing coals
- Fire control options: iOS & Android app (download required), remote or high level switches
- Glass front (OmniGlide with app)
- Thermostatically controlled 750W/1500W concealed fan heater
- Fire trim options: black mirror or graphite
- Flat wall spacer available
- Hearth fire inset from 130mm

Glowing coals with graphite trim





MARINER

- Manual control with LED flame effect
- Concealed 1000W/2000W thermostatically controlled fan heater
- Hearth fire with 75mm inset
- Choice of fuel effects: coal, pebbles or logs & embers as cost option
- Silver only finish
- Flat wall spacer available



HUDSON

- Manual or remote control with LED flame effect
- Concealed 1000W/2000W thermostatically controlled fan heater
- Hearth fire with 75mm inset
- Choice of fuel effects: coals, white pebbles or glass beads as standard with twigs & embers as cost option
- Fret choice: Blenheim (left) Bauhaus (right)
- Choice of colour finish: brass, silver or gun metal
- Flat wall spacer available



CISCO

- Manual or remote control with LED flame effect
- Concealed 1000W/2000W thermostatically controlled fan heater
- Hearth fire with 50mm inset
- Choice of fuel effects: coals, white pebbles or glass beads as standard with twigs & embers as cost option
- Choice of colour finish: silver, brass or black
- Flat wall spacer available



CISCO EXTREME

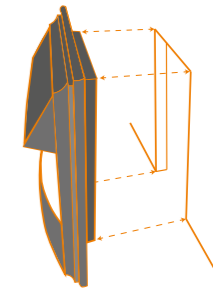
What makes it Extreme?

The Cisco Extreme comes with all the features and options of the Cisco, but also has a highlighted back lit fret.



CISCO 22

- Manual or remote control with LED flame effect
- Concealed 1000W/2000W thermostatically controlled fan heater
- Choice of fuel effects: coals, white pebbles or glass beads as standard with logs & embers as cost option
- Choice of colour finish: silver, brass or black
- Designed to be inset into a standard opening 16" x 22" / 41cm x 56cm with 40mm inset
- Flat wall spacer available



Designed to be inset into a standard opening
16" x 22" / 41cm x 56cm



CISCO 22 EXTREME

What makes it Extreme?

The Cisco 22 Extreme comes with all the features and options of the Cisco 22, but also has a highlighted back lit fret.



TYRUS

- Manual or remote control with LED flame effect
- Concealed 1000W/2000W thermostatically controlled fan heater
- Hearth fire with 40mm inset
- Choice of fuel effects: coals, white pebbles or glass beads as standard with twigs & embers as cost option
- Choice of colour finish: silver or brass
- Flat wall spacer available

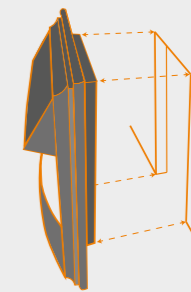


Silver



TYRUS 22

- Manual or remote control with LED flame effect
- Concealed 1000W/2000W thermostatically controlled fan heater
- Choice of fuel effects: coals, white pebbles or glass beads as standard with logs & embers as cost option
- Choice of colour finish: silver, black or brass
- Designed to be inset into a standard opening 16" x 22" / 41cm x 56cm with 40mm inset
- Flat wall spacer available



Designed to be inset
into a standard opening
16" x 22" / 41cm x 56cm



Brass



REGAN

- Manual or remote control with LED flame effect
- Concealed 1000W/2000W thermostatically controlled fan heater
- Hearth fire with 40mm inset
- Choice of fuel effects: coals, white pebbles or glass beads as standard with twigs & embers as cost option
- Choice of colour finish: silver or brass
- Flat wall spacer available



REGAN 22

- Manual or remote control with LED flame effect
- Concealed 1000W/2000W thermostatically controlled fan heater
- Choice of fuel effects: coals, white pebbles or glass beads as standard with logs & embers as cost option
- Choice of colour finish: silver, black or brass
- Designed to be inset into a standard opening 16" x 22" / 41cm x 56cm with 40mm inset
- Flat wall spacer available





ATLANTA 3

- Cinderwood log effect with radiant burn
- Thermostatically controlled 750W/1500W concealed fan heater
- OmniGlide 2 position front glass with dimmable LED flame effect
- iOS & Android app advanced features (download required)
- Manual keypad & optional Flamerite control tablet
- Fire trim options: graphite, silver or brass
- Hearth depth 185mm



SONATA 2

- Manual or remote control with LED flame effect
- Coal, white pebbles or glass beads fuel effect
- Concealed 750W/1500W thermostatically controlled fan heater
- Bowl & trim options: silver or brass
- Free standing or inset option
- Depth 145mm
- Semi and full spacer available

Brass





TENNYSON CAST

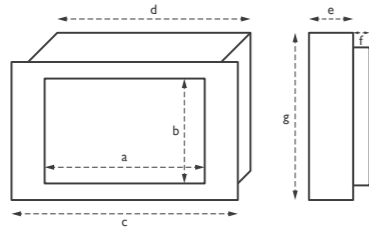
- Cast can be sold separately or used in the following surrounds: Austen 54, Aubade, Bronte 48 & 54, Corbel 48 & 54
- Log or coal fuel effect
- Thermostatically controlled 1000W/2000W concealed fan heater
- iOS & Android app advanced features (download required)
- Manual keypad & optional Flamerite control tablet
- h:950 w:950 d:250



LITTLE ATOM

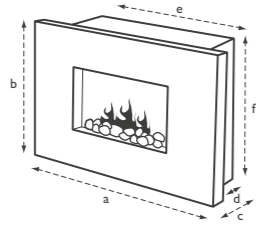
- Coal or log fuel effect
- Concealed 1000W/2000W thermostatically controlled fan heater
- Manual control with LED flame effect
- Atom available in black or cream
- Free standing & portable
- Flue pipe available

GOTHAM FIRES



Page	Name	a	b	c	d	e	f	g
4	Gotham 600	604	500	700	605	160	20	730
5	Gotham 750	754	650	850	755	160	20	875
6	Gotham 900	904	280	1000	905	160	20	500
7	Gotham 1300	1304	280	1400	1305	160	20	500

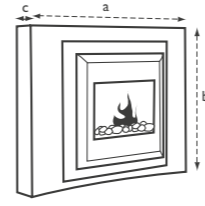
WALL MOUNTED FIRES



Page	Name	a	b	c	d	e	f
8	Omniglide® 600	745	745	185	160	605	725
9	Omniglide® 1300	1460	515	190	160	1350	505
10	Omniglide® 900	1050	560	190	160	920	505
11	Verada	825/1000	640	185	160	520	560
12	Corello	825/1000	590	170	120	520	545
13	Blazer	660	580	185	160	530	565
13	Atlanta 4	660	580	185	160	530	565

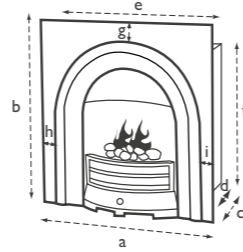
WALL MOUNTED SUITES

Add 150mm to size b if using floor standing suite



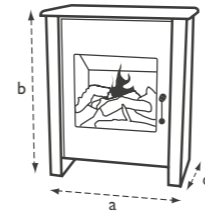
Page	Name	a	b	c
15	Ador	1200	610	255
16	Jaeger 600	1100	775	250
16	Jaeger 1360	1360	550	255
16	Jaeger 1020	1020	625	255
18	Luma 1200	1200	610	255
18	Luma 1360	1360	555	255
18	Luma 900	880	610	255

CAST FIRES



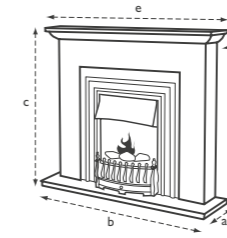
Page	Name	a	b	c	d	e	f	g	h	i
48	Tennyson	950	950	250	175	530	780	125	100	100

STOVES



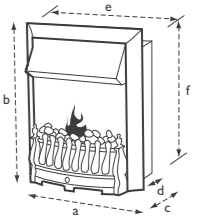
Page	Name	a	b	c
49	Little Atom	470	565	285

FLOOR STANDING SUITES



Page	Name	a	b	c	d	e
15	Ador	255	1200	760	205	1000
16	Jaeger 600	250	1100	925	200	900
20	Payton	350	1200	960	230	1120
21	Gotham 900 Suite			1105	200	1220
22	Magellan	305	1100	970	305	1100
23	Junai	350	1500	960	220	1420
24	Votary	350	1200	930	220	1120
25	Kayden 1300 Suite	350	2000	790	240	1915
25	Kayden 900 Suite	350	1595	790	240	1515
26	Mercia	380	1050	890	240	1060
26	Valentino	360	1170	980	280	1170
27	Princeton	300	1140	1000	260	1140
28	Manhattan	300	1140	1000	260	1140
29	Austen 54"	390	1370	1160	280	1350
30	Bronte 54" with Tennyson Cast	390	1370	1170	335	1370
30	Bronte 48" with Tennyson Cast	375	1220	1110	300	1220
30	Bronte 54" with Gotham 750	390	1370	1170	335	1370
32	Corbel 54" with Tennyson Cast	390	1370	1170	315	1370
32	Corbel 48" with Tennyson Cast	390	1220	1135	215	1220
32	Corbel 54" with Gotham 750	390	1370	1170	335	1370
33	Aubade 48" with Omniglide® 600	390	1220	1135	260	1220
33	Aubade 48" with Tennyson Cast	390	1220	1195	260	1220

HEARTH INSET FIRES



Page	Name	a	b	c	d	e	f
35	Ennio (app)	500	600	190	160	405	560
35	Ennio	500	600	190	130	405	560
36	Raylia (app)	495	595	230	160	405	560
36	Raylia	495	595	230	130	405	560
37	Solace (app)	495	595	190	160	405	560
37	Solace	495	595	190	130	405	560
38	Mariner	505	610	210	75	385	550
39	Hudson	505	610	210	75	385	550
40	Cisco	480	600	180	50	385	550
40	Cisco Extreme	480	600	180	50	385	550
41	Cisco 22	660	600	170	40	405	550
41	Cisco 22 Extreme	660	600	170	40	405	550
42	Tyrus	485	600	200	40	385	550
43	Tyrus 22	660	600	170	40	405	550
44	Regan	485	600	200	40	385	550
45	Regan 22	660	600	170	40	405	550
46	Atlanta 3	660	580	185	160	530	565
47	Sonata 2	555	610	190	145	400	570

COLOUR GUIDE



NOTE: Due to the limitations of the four colour printing process, the following colours are to be used as a guide only.